



BACKGROUND & OBJECTIVES

The Ghana Public Safety and Crime Report (BPS WATCH) broadly categorizes public safety issues under ten categories (indexes) namely; Crime, Violent Crime, Fires/Industrial(Workplace) related incidents, Transportation-related incidents, Civil Disturbances, Police Officer Casualties, Police Brutalities, Police Arrests, Natural Disasters and, General Incidents. The report also considers injuries and deaths (casualties) that occur under each index where they arise.

This report presents data collected from January 1st to December 31st, 2020, including weekends and public holidays. Data was sourced primarily from ten portals associated with popular television and radio stations in Ghana, registered and operating under the authority and guidelines of the National Media Commission (NMC) of Ghana.

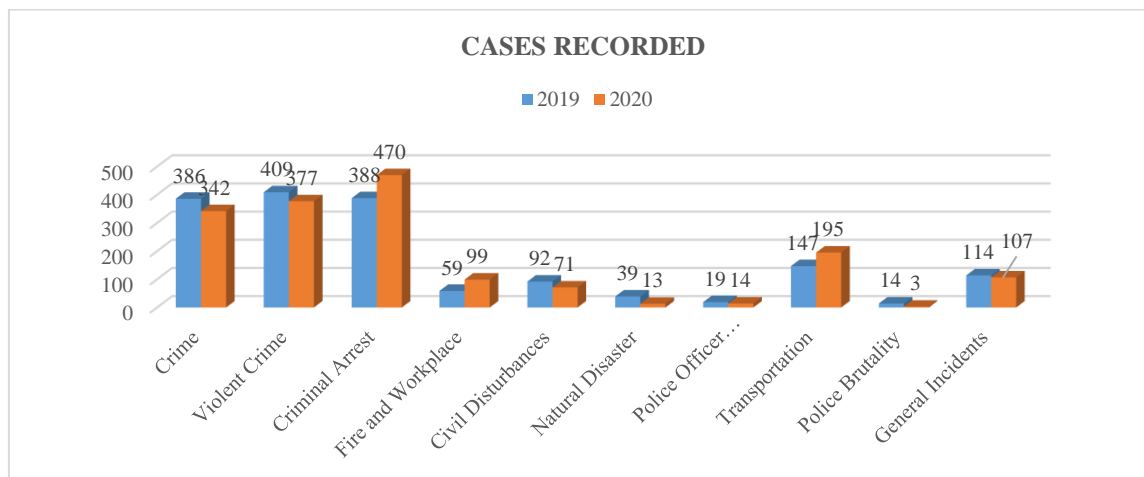
HIGHLIGHTS: - JANUARY TO DECEMBER 2020

1. Overall violent crime cases reported in Y2020 decreased by 8%, but associated deaths and injuries respectively increased by 14% and 63%. Armed criminals were more likely to use their tools (guns, machetes, and other offensive tools/weapons) in Y2020 than in Y2019.
2. For the first time in four years, incidents of murder/manslaughter, aggravated assault, and armed robbery cases reported decreased significantly by 14%, 33%, and 38% respectively as compared to 2019.
3. Murder/manslaughter cases continue to dominate reported violent crime activities in Ghana, representing 27% of crime and violent crimes reported in Y2020.
4. Transportation-related incidents in Y2020 increased by 33% over Y2019.
5. Road traffic crashes (RTC) remain the leading cause of accidental deaths and injuries in Ghana accounting, for 39% of deaths and 60% of injuries reported in Y2020.
6. More than 50% of all violent crimes committed in Y2020 involved the use of guns as compared to 46% in Y2019.
7. Gun use in the commission of violent crime increased by 22% in Y2020.
8. Police arrest efforts increased by 21% in the year 2020 compared to Y2019

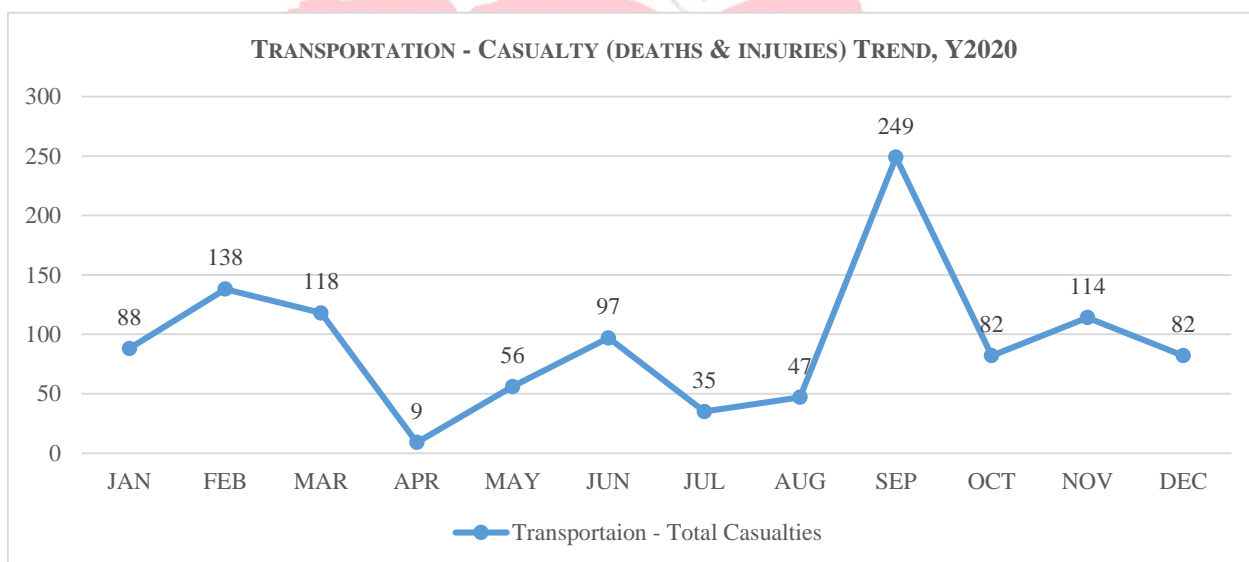
OVERVIEW: REPORTED CASES, DEATHS AND INJURIES

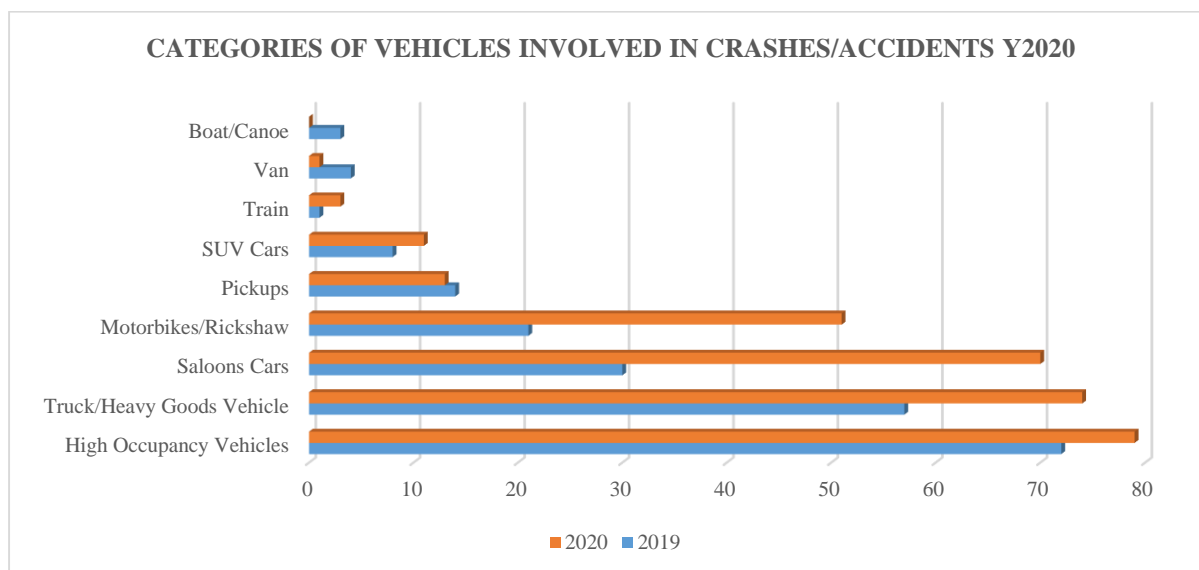
REPORTED CASES

1. Total public safety incidents reported in Y2020 decreased by 4.5% compared to Y2019. Whereas a total of 1221 events for Y2020 as against 1279 events for Y2019.



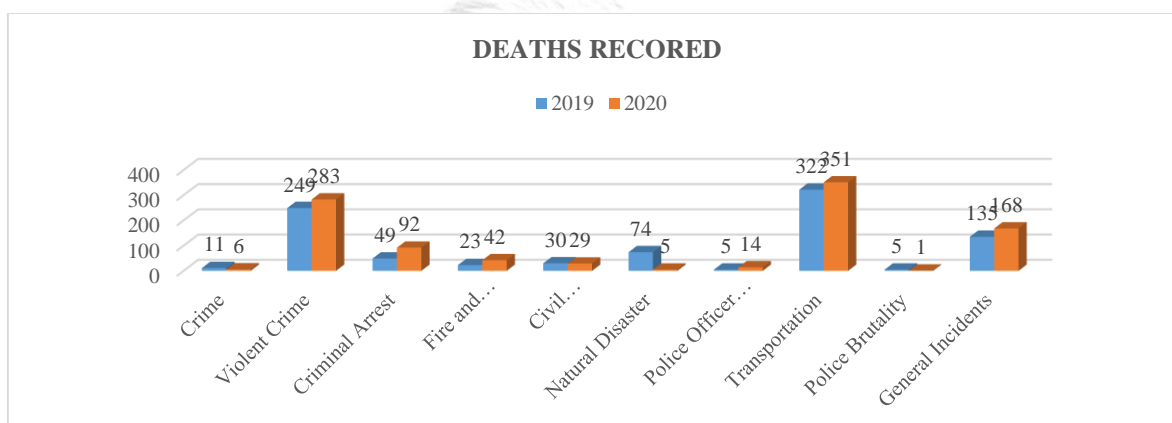
2. Reported transportation-related events (dominated by road traffic crashes) increased by 33%, with a 22% increase in overall casualties (deaths and injuries) compared to the same period in Y2019.



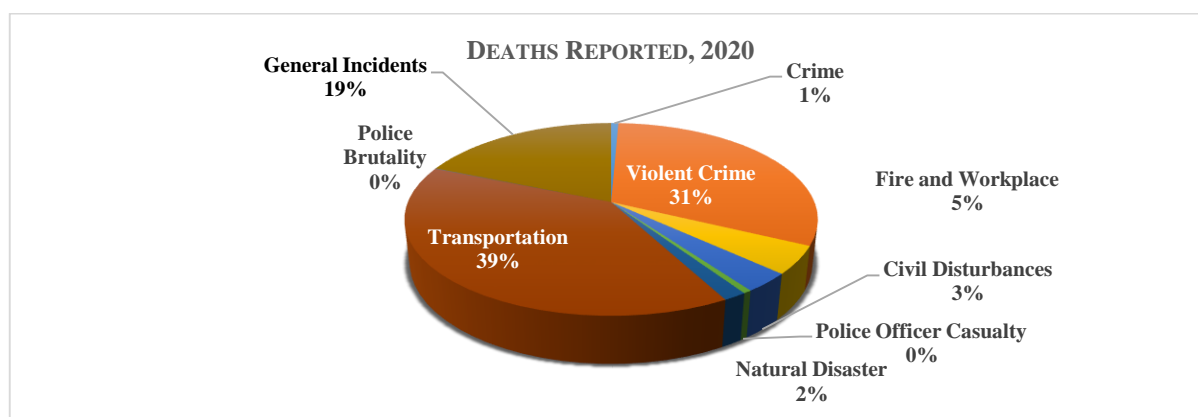


REPORTED DEATHS

3. Total deaths monitored increased by 5%, from 854 in Y2019 to 899 deaths in Y2020.

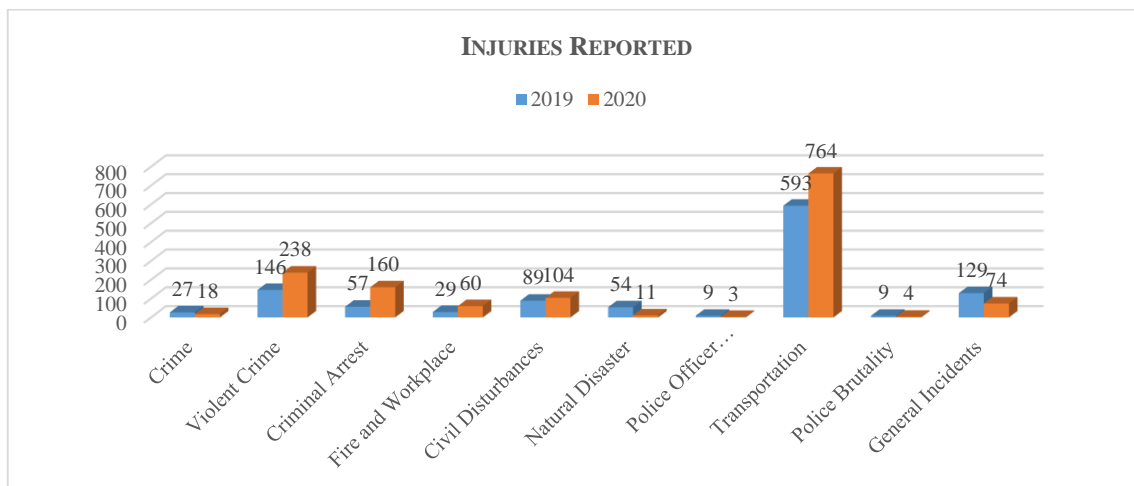


4. Road traffic crashes (RTC) remain the leading cause of accidental deaths in Ghana accounting for 39% of deaths reported in Y2020. Ghana suffers at least three (3) persons to casualty loss (deaths/injuries) in transportation incidents each day.



REPORTED INJURIES

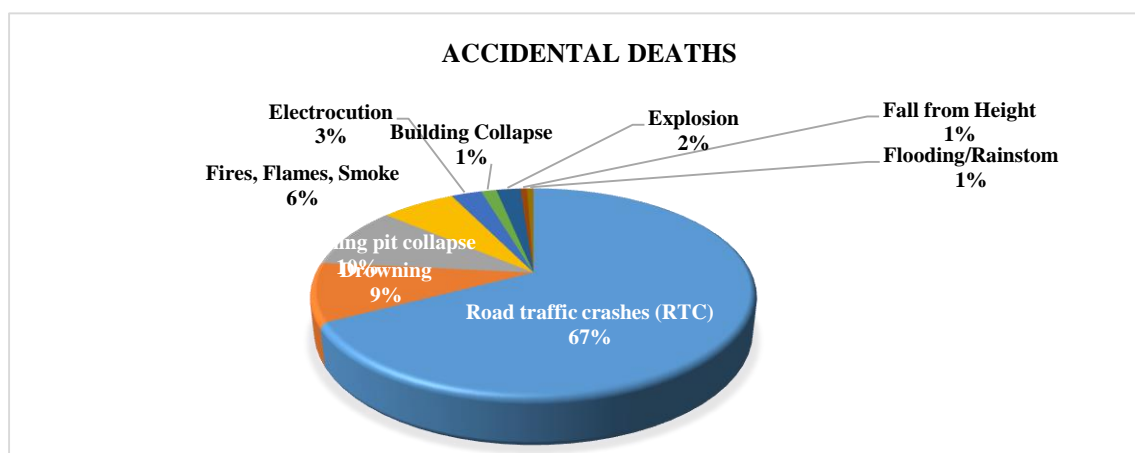
- 5. Total injuries monitored in Y2020 increased by over 18% compared to Y2019 being 1085 to 1276 injuries.



- 1. Road traffic crashes (RTC), though represent 16% of all cases reported, accounts for 60% of all injuries reported for the period.

ACCIDENTAL DEATHS

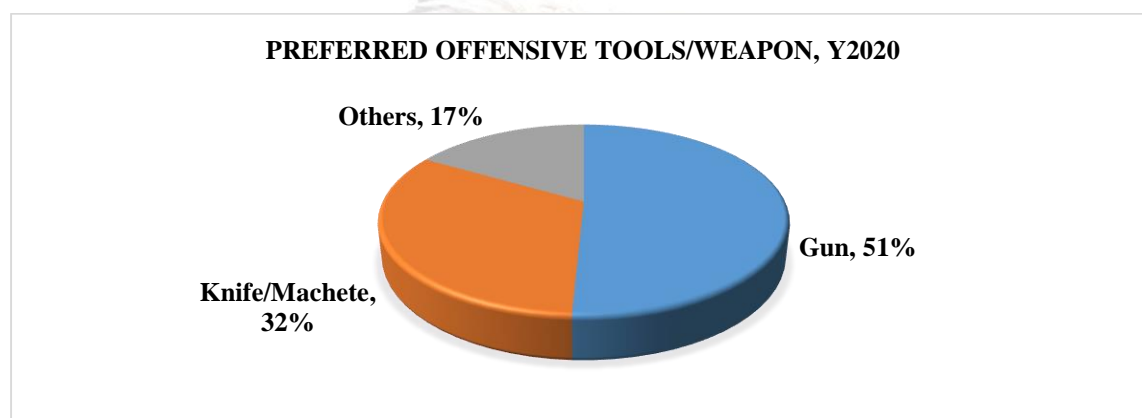
- 6. Preventable deaths¹ (also referred to as accidental/unintentional deaths) recorded in Y2020 increased by 11% from 470 deaths in Y2019 to 521 in Y2020. Averagely, one (1) person is accidentally killed each day in a preventable occurrence.
- 7. The top three causes of accidental deaths in Ghana in Y2020 are road traffic crashes, ‘galamsey’ activities (i.e. illegal mining activities), and drowning.



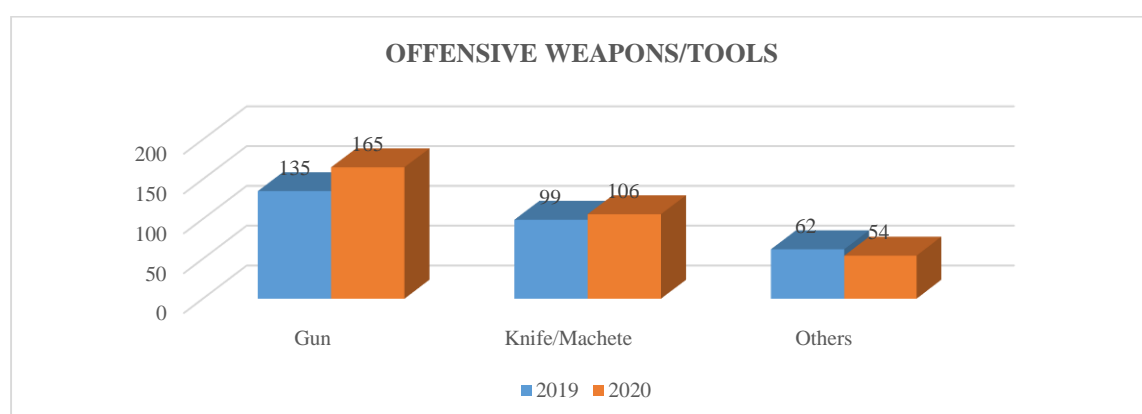
¹ Deaths arising out of preventable events such as road traffic crash, electrocution, etc. Preventable deaths and injuries do not include natural causes of death, such as illnesses, or deaths arising from violent crimes

VIOLENT CRIME

8. Reports of violent crime and crime in 2020 reduced by 8% and over 11% respectively against Y2019 data. Specifically, there were significant decreases in reported cases of murder/manslaughter, aggravated assault, armed robbery, and burglary cases as depicted in the violent crime breakdown table below (page 6).
9. Despite decreases in reported cases of violent crime and crime, associated deaths and injuries increased by 14% and 63% respectively. Armed criminals were more likely to use their tools in Y2020 than in Y2019.
10. Murder/manslaughter, aggravated assault, and armed robbery cases reported decreased significantly by 14%, 33%, and 38% respectively, the first time since Y2017.
11. Murder/manslaughter incidents continue to dominate reported violent crime activities in Ghana representing 27% of total crimes and violent crimes reported in Y2020.
12. More than 50% of all violent crimes committed in Y2020 involved the use of guns as compared to 46% in Y2019.



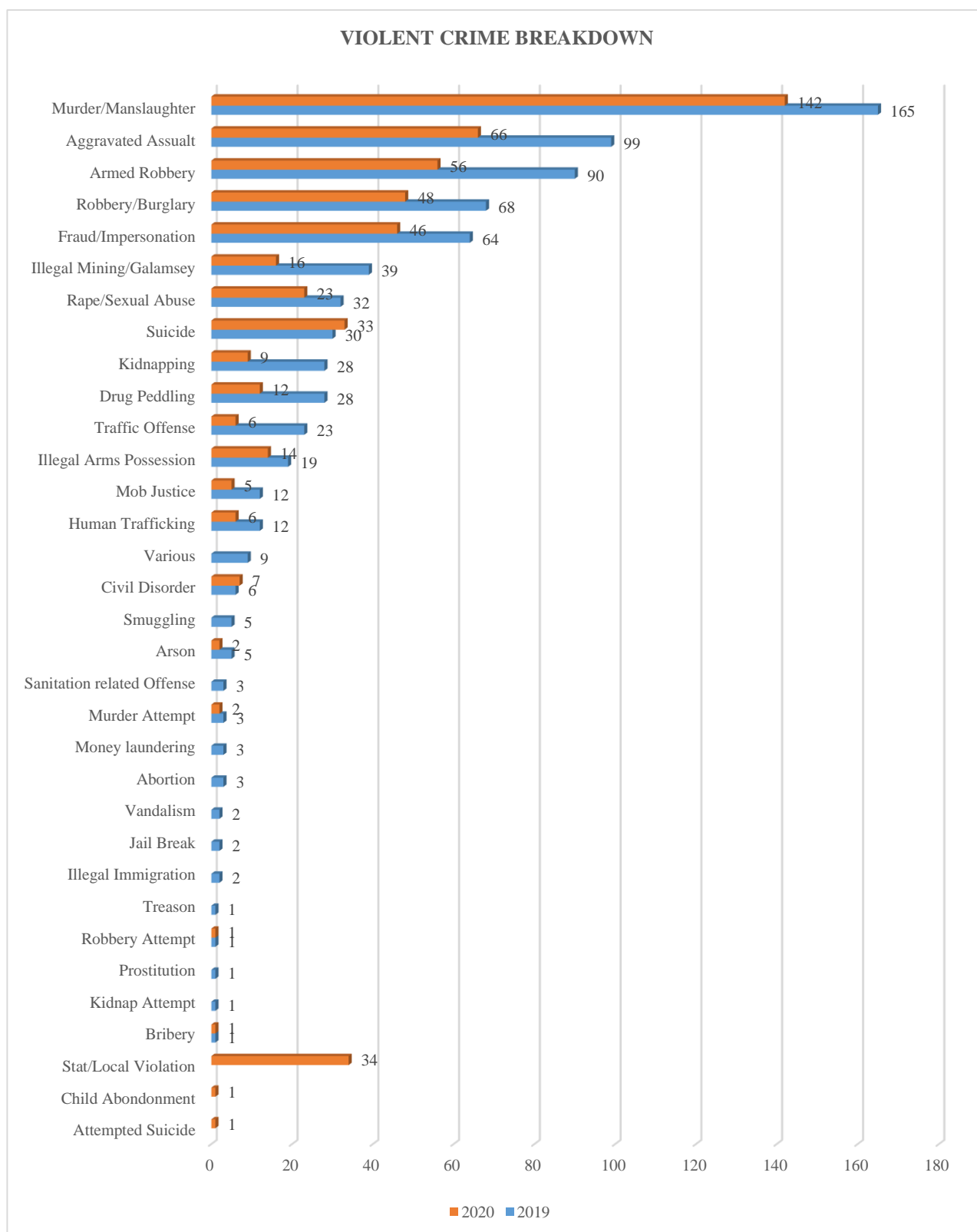
13. Gun use in the commission of violent crime increased by 22% in Y2020.



14. Reports of armed robbery incidents monitored in Y2020 decreased significantly by 38% compared to Y2019.

15. Data monitored showed a 21% increase in police arrest efforts for the Y2020 compared to the same period in Y2019.

VIOLENT CRIME BREAKDOWN



GHANA PUBLIC SAFETY AND CRIME REPORT 2020

FREQUENCY OF CASES RECORDED, 2020													
CASES/EVENTS	JAN	FEB	MAR	APR	MAY	JUN	JUL	AUG	SEP	OCT	NOV	DEC	TOTAL
Crime	26	34	28	37	41	25	43	27	25	21	15	20	342
Violent Crime	34	24	12	35	45	30	45	47	31	32		20	377
Police Arrests	47	35	32	51	71	32	66	37	29	26	19	25	470
Fire and Workplace	18	13	4	5	9	8	6	10	5	1	9	11	99
Civil Disturbances	10	4	7	3	7	4	14	7	2	3	2	8	71
Police Officer Casualty	0	1	1	3	1	1	2	1	0	0	1	2	13
Natural Disaster	0	0	0	3	5	4	0	0	0	2	0	0	14
Transportation	16	17	13	8	19	13	13	15	20	25	18	18	195
Police Brutality	0	0	0	0	0	0	1	0	0	0	1	1	3
General Incidents	5	8	10	6	15	16	7	6	9	9	12	4	107
TOTAL	109	101	75	100	142	101	131	113	92	93	80	84	1221
POLICE ARRESTS BREAKDOWN	JAN	FEB	MAR	APR	MAY	JUN	JUL	AUG	SEP	OCT	NOV	DEC	TOTAL
Crime	23	28	25	36	40	23	43	24	22	15	12	18	309
Violent Crime	16	6	2	13	27	7	17	10	6	10	6	2	122
Civil Disturbances	8	1	5		4	1	4	3	1	1	1	5	34
Police Officer Casualty	0	0	0	2	0	1	2	0	0	0	0	0	5
TOTAL	47	35	32	51	71	32	66	37	29	26	19	25	470

DEATH RECORDED 2020													
CASES/EVENTS	JAN	FEB	MAR	APR	MAY	JUN	JUL	AUG	SEP	OCT	NOV	DEC	TOTAL
Crime	2	1	0	0	0	0	0	1	0	0	0	2	6
Violent Crime	27	15	18	26	27	21	33	38	29	23	13	13	283
Police Arrests	14	4	5	8	18	2	20	6	4	7	2	2	92
Fire and Workplace	8	6	0	3	4	3	5	1	0	0	6	6	42
Civil Disturbances	1	2	0	1	0	1	15	4	0	0	0	5	29
Police Officer Casualty	0	0	1	0	1	0	1	1	0	0	0	1	5
Natural Disaster	0	0	0	0	7	7	0	0	0	0	0	0	14
Transportation	44	29	46	6	25	33	13	19	48	28	25	35	351
Police Brutality	0	0	0	0	0	0	0	0	0	0	0	1	1
General Incidents	12	11	9	8	18	17	9	7	14	46	13	4	168
TOTAL	94	64	74	44	82	82	76	71	91	97	57	67	899
POLICE ARRESTS BREAKDOWN	JAN	FEB	MAR	APR	MAY	JUN	JUL	AUG	SEP	OCT	NOV	DEC	TOTAL
Crime	1	0	0	0	0	0	0	0	0	0	0	1	2
Violent Crime	12	2	5	8	18	2	13	5	4	7	2	1	79
Civil Disturbances	1	2	0	0	0	0	6	1	0	0	0	0	10
Police Officer Casualty	0	0	0	0	0	0	1	0	0	0	0	0	1
TOTAL	14	4	5	8	18	2	20	6	4	7	2	2	92

GHANA PUBLIC SAFETY AND CRIME REPORT 2020

INJURIES RECORDED 2020													
CASES/EVENTS	JAN	FEB	MAR	APR	MAY	JUN	JUL	AUG	SEP	OCT	NOV	DEC	TOTAL
Crime	0	10	0	2	0	0	1	2	2	0	0	1	18
Violent Crime	13	20	2	27	23	23	21	25	19	26	12	27	238
Police Arrests	18	10	5	12	17	6	12	14	8	25	27	6	160
Fire and Workplace	4	4	0	0	2	0	16	0	0	1	33	0	60
Civil Disturbances	14	7	8	1	5	7	17	6	3	15	15	6	104
Police Officer Casualty	0	1	2	3	0	1	1	0	0	0	2	1	11
Natural Disaster	0	0	0	3	0	0	0	0	0	0	0	0	3
Transportation	44	109	72	3	31	64	22	28	201	54	89	47	764
Police Brutality	0	0	0	0	0	0	1	0	0	0	1	2	4
General Incidents	3	6	3	0	6	6	5	14	6	16	9	0	74
TOTAL	78	157	87	39	67	101	84	75	231	112	161	84	1276
POLICE ARRESTS BREAKDOWN													
	JAN	FEB	MAR	APR	MAY	JUN	JUL	AUG	SEP	OCT	NOV	DEC	TOTAL
Crime	0	6	0	2	0	0	1	0	1	0	0	1	11
Violent Crime	4	4	0	8	13	5	8	8	7	10	12	1	80
Civil Disturbances	14	0	5	0	4	0	2	6	0	15	15	4	65
Police Officer Casualty	0	0	0	2	0	1	1	0	0	0	0	0	4
TOTAL	18	10	5	12	17	6	12	14	8	25	27	6	160

Access the report at www.ghanasafety.com from the 30th of March 2021.

Authorized for immediate release
28th March, 2021

030-330-9388/020-111-0066
info@ghanasafety.com



@BPSGhana



@BPSGhana

**ALL RIGHTS RESERVED
MARCH 2021**